





「**Briview**」 Disposable Electronic Flexible Choledochoscope
– for ERCP use

Shanghai SeeGen Photoelectric Technology Co., Ltd.

SEEGEN
vision borderless

V 2.2

Optional fixing system to choledochoscope



- Higher resolution image.
- 2 light guide lens make more bright view.



- Ø1.2mm working channel plus
- Ø0.6mm water jet channel.

Model	CHV-US100J-U
Field of view	110°
Depth of view	5-50mm
Deflection up/down	120°/120°
Insertion dia.	3.0mm
Distal end dia.	3.3mm
Working length	2120mm
Working channel	1.2mm/0.6mm

- Easy to insert through duodenoscope working channel.
- Angle-lock provides stable detection procedure.
- Rotation function allows all direction viewing.




Image Process Specification

Power	Voltage	100-240 VAC
	Frequency	50/60 Hz
	Rated input	45 VA
illumination	Lamp	2W LED
	Color temperature	3,000K-7,000K
Function	White balance, Luminance control(+), Enhance(0,1,2), Zoom(x1,x2,x3), Freeze, Snap, Record, USB storage)	
Output	DVI*1, S-Video*1, CVBS*1	
Storage	USB (FAT 32)	
Dimensions	350mm(W) * 130mm(H) * 425mm(D)	
Weight	8 kg	

